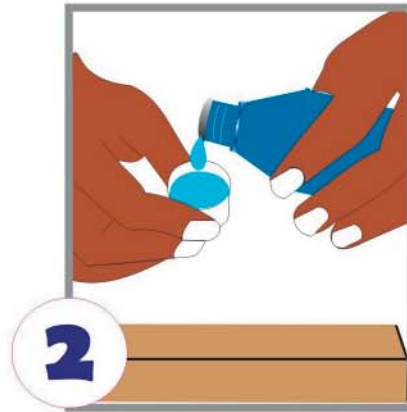


# WaterGuard™ LIQUID INSTRUCTIONS

## Counselling Card



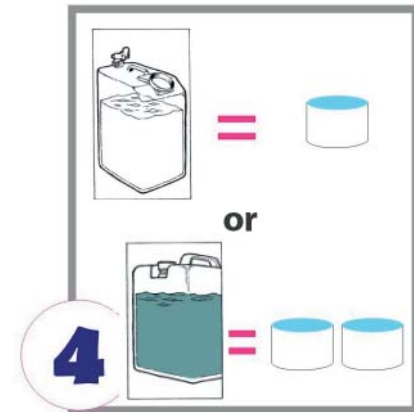
Fill a clean 20 litre jerry can with water filtered through a clean cloth.



Fill the bottle cap with WaterGuard.



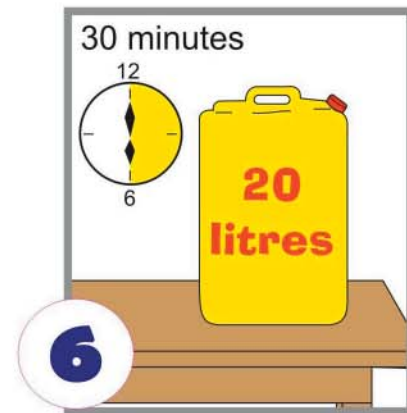
Pour the capful into the 20 litres of water.



For clear water use 1 capful.  
For dirty water use 2 caps full.



Close the jerry can and shake.



Wait 30 minutes before using.



The water is now ready to drink.



Store it away from children and sunlight.

## Counseling Card 4: Treating drinking water with WaterGuard

Small doable actions for treat drinking water with WaterGuard:

1. Store drinking water in a narrow neck covered container
  2. Treat drinking water with WaterGuard
    - Take a 20 liter narrow neck container with a cover filled with water
    - Pour one capful of WaterGuard liquid into the 20 litres of water
    - Close the container and shake thoroughly until WaterGuard is completely mixed with the water
    - Wait for 30 minutes before using
- 
- The water is now ready to drink
  - Always keep the container closed and away from children